




LEGEND	
	RUNWAY INCURSION HOT SPOTS See 10-9A for description of Hot Spots
	Non-movement area, contact 131.375
	ILS Holding

CAUTION NOTES

- 1 CAUTION:** Pilots are cautioned not to mistake the marked concrete on Rwy 10/28 and Twy SG for taxiway at the I-285 overpass.

OPERATIONAL NOTES

- Below RVR 1200 down to and including RVR 600, all twys are available except Twy A west of Twy A3, and Twys B4, B6, B10, M6, N5, U, S and SC north of Twy R.
 - Aircraft with wingspans greater than 171' (52m) are required to use taxi speeds less than 15 mph when passing aircraft with wingspans greater than 214' (65m) on Twys L/M (East of L7).
 - Aircraft with wingspans greater than 214' (65m) should expect to use Rwys 9L/27R and 9R/27L.
 - All aircraft with wingspans greater than 214' (65m) are required to use taxi speeds not greater than 15 mph on Twys A, L, M, and SJ.
 - No aircraft with wingspans greater than 213' (65m) may pass another aircraft with wingspan greater than or equal to 225' (69m) on Twy L/M east of L7.
 - No aircraft with wingspan greater than or equal to 225' (69m) may taxi on Twy M between L14 & L16, Twy N between P and SC, and Twy N between U and K.
 - Two aircraft with wingspans greater than or equal to 225' (69m) may not taxi simultaneously on adjacent parallel Twys L/M except west of L7 at speeds less than 15 MPH.
 - When aircraft with wingspans greater than 214' (65m) are present on the field, all other aircraft must adhere to the twy centerline on Twys L/M, Twys E/F, and Twys SC/SJ between SG and R due to separation between the parallel twys.
 - Aircraft with wingspan greater than 171' (52m) and/or tail height greater than 45' (14m) are restricted from using Twy W. During Twy W operations Rwy 27R intersection departures from Twy LB or Twy LC can expect the following distances with runway remaining: From Twy LB 11,040' (3365m) (TORA/TODA) and 12,140' (3700m) (ASDA); from Twy LC 10,810' (3295m) (TODA/TODA) and 11,910' (3630m) (ASDA). Aircraft may request the full length of Rwy 27R for departure upon initial contact with ATC.
- 2** Rwy 9L departures can expect intersection departure from Twy M2 with runway remaining 11,440' (3487m).
 - 3** Aircraft with wingspans greater than 214' (65m) are restricted from using Twy F east of Ramp 5 north and west of Twy D.
 - 4** Aircraft with wingspan greater than 171' (52m) are restricted from using Twy V.
 - 5** RWY 26R approach area holding point.
 - 6** FOR Twy A DE-ICING QUEUES SEE 10-9H3
 - 7** FOR RAMP 20 DE-ICING PADS SEE 10-9J2
 - 8** FOR Twy E DE-ICING QUEUES SEE 10-9H1
 - 9** FOR RAMP 6 NORTH DE-ICING PADS SEE 10-9J
 - 10** FOR RAMP 6 SOUTH DE-ICING PADS SEE 10-9J1
 - 11** FOR Twy M DE-ICING QUEUES SEE 10-9H2
 - 12** Twy D between Rwy 9L and Twy N is southbound only.